


智易科技股份有限公司  
(3596)

111年第二季財務報告



111年10月14日

## Safe Harbour Notice

This presentation contains forward-looking statements, which are any predictions, projections, or other statements about future events. These statements are based on current expectations and assumptions that are subject to risks and uncertainties. Actual results could materially differ because of factors discussed in today's earnings press release, in the comments made during the conference call, and other reports and filings with the Taiwan Stock Exchange. We do not undertake any duty to update forward-looking statements.

# 111年第二季合併綜合損益表

單位:新台幣百萬元	111年第二季		111年第一季		110年第二季		季成長	年成長
							Change (%)	Change(%)
營業收入	10,888	100.0%	10,300	100.0%	9,548	100.0%	6%	14%
營業毛利	1,503	13.8%	1,415	13.7%	1,251	13.1%	6%	20%
營業費用	995	9.1%	939	9.1%	778	8.1%		
營業淨利	508	4.7%	476	4.6%	473	5.0%	6%	7%
營業外收入及支出	26	0.2%	31	0.3%	31	0.3%		
稅前淨利	534	4.9%	507	4.9%	504	5.3%	5%	6%
減: 所得稅費用	140	1.3%	132	1.3%	123	1.3%		
本期淨利	394	3.6%	375	3.6%	381	4.0%	5%	3%
本期淨利歸屬於:								
母公司業主	427		390		381		10%	12%
非控制權益	(34)		(15)		(1)			
基本每股盈餘(NTD)	1.95		1.80		1.85			

# 111年上半年合併綜合損益表

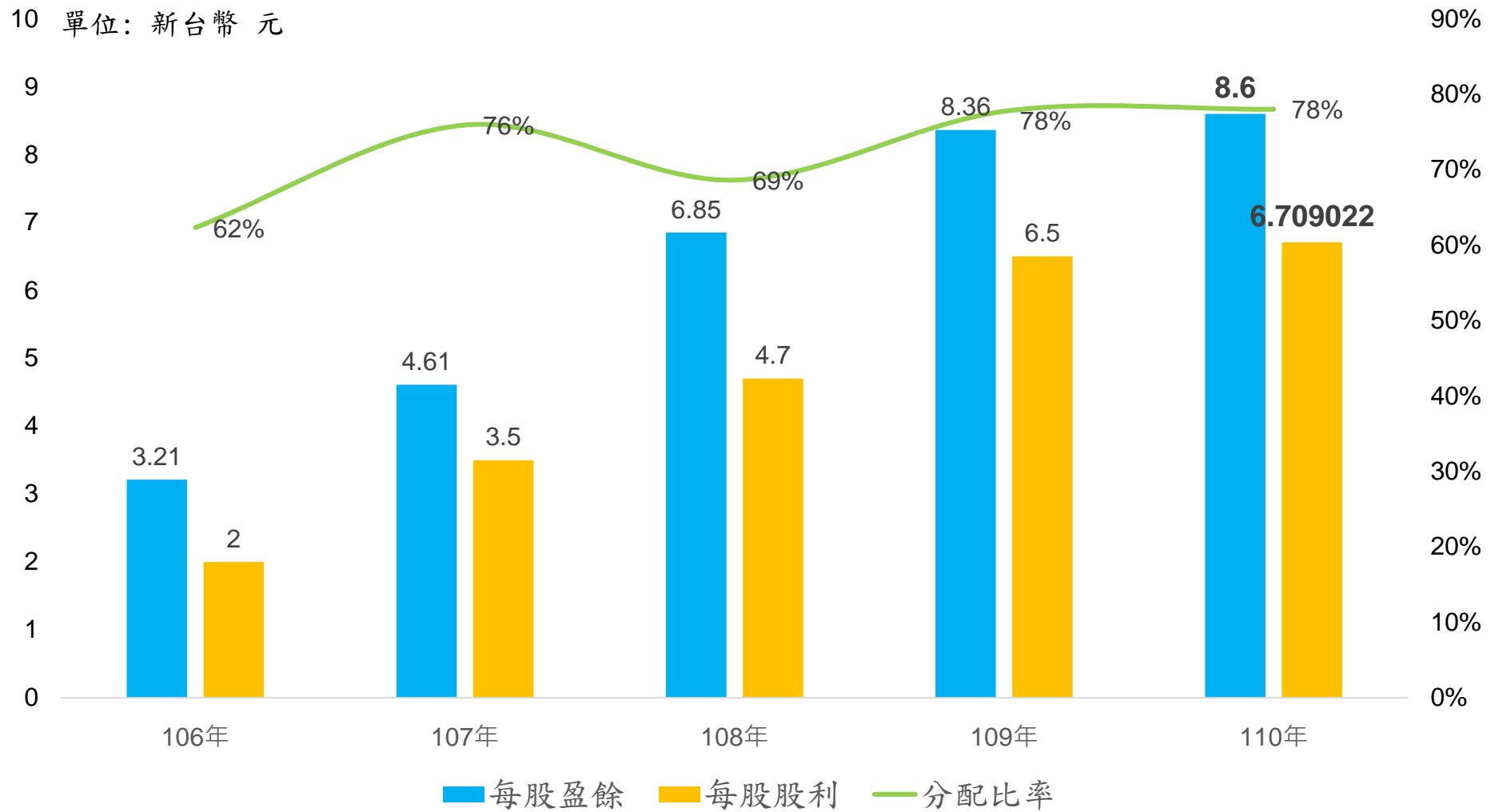
單位：新台幣百萬元

	111年上半年		110年上半年		年成長 Change(%)
營業收入	21,188	100.0%	19,173	100.0%	11%
營業毛利	2,918	13.8%	2,607	13.6%	
營業費用	1,934	9.1%	1,518	7.9%	
營業淨利	984	4.6%	1,089	5.7%	-10%
營業外收入及支出	57	0.3%	(1)	-0.0%	
稅前淨利	1,041	4.9%	1,088	5.7%	-4%
減：所得稅費用	272	1.3%	252	1.3%	
本期淨利	769	3.6%	836	4.4%	-8%
本期淨利歸屬於：					
母公司業主	817		836		-2%
非控制權益	(48)		0		
基本每股盈餘(NTD)	3.76		4.05		

# 合併資產負債表

單位：新台幣百萬元

	111.6.30		111.3.31		110.6.30	
現金及約當現金	11,774	31%	6,054	17%	7,752	25%
應收款	7,712	21%	9,758	27%	7,461	24%
存貨淨額	12,033	32%	13,636	38%	10,504	33%
採用權益法之投資	312	1%	312	1%	341	1%
不動產、廠房及設備	4,119	11%	4,096	12%	3,317	11%
<b>資產總計</b>	<b>37,616</b>	<b>100%</b>	<b>35,610</b>	<b>100%</b>	<b>31,361</b>	<b>100%</b>
短期借款	6,906	18%	4,880	14%	1,490	5%
應付款	9,463	25%	10,398	29%	11,940	38%
應付公司債	0	0%	0	0%	983	3%
<b>負債總計</b>	<b>24,811</b>	<b>66%</b>	<b>23,435</b>	<b>66%</b>	<b>19,926</b>	<b>64%</b>
普通股股本	2,204	6%	2,192	6%	2,084	7%
<b>權益總計</b>	<b>12,806</b>	<b>34%</b>	<b>12,175</b>	<b>34%</b>	<b>11,435</b>	<b>36%</b>
<b>每股淨值 - 母公司 (新台幣元)</b>	<b>57.14</b>		<b>54.40</b>		<b>53.17</b>	



## JAC CSR 供應鏈管理最佳實踐獎



JAC initiative recognises :



Winner  
Best Practice on CSR Engagement  
Award 2021



## 2022 EcoVadis 企業社會責任金牌



ARCADYAN TECHNOLOGY CORP (GROUP)

has been awarded a  
**Gold medal**


as a recognition of their EcoVadis Rating

- MARCH 2022 -




You are receiving this score/medal based on the disclosed information and news resources available to EcoVadis at the time of assessment. Should any information or circumstances change materially during the period of the scorecard/medal validity, EcoVadis reserves the right to place the business' scorecard/medal on hold and, if considered appropriate, to re-assess and possibly issue a revised scorecard/medal.

Valid until: March 2023  
EcoVadis® is a registered trademark. © Copyright EcoVadis 2018 - All rights reserved



# Outlook





# Q&A